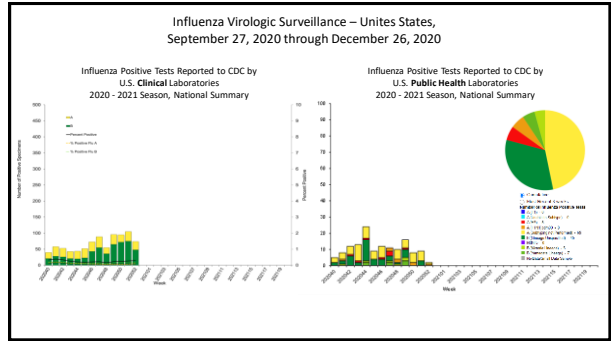
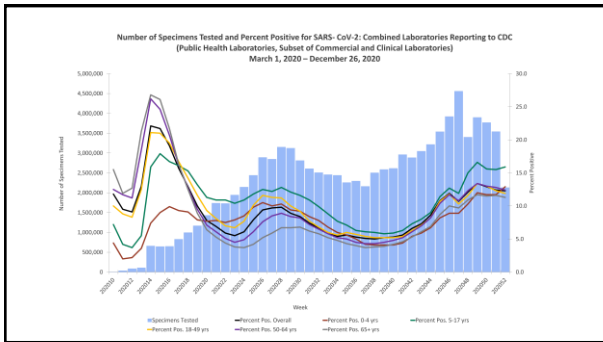


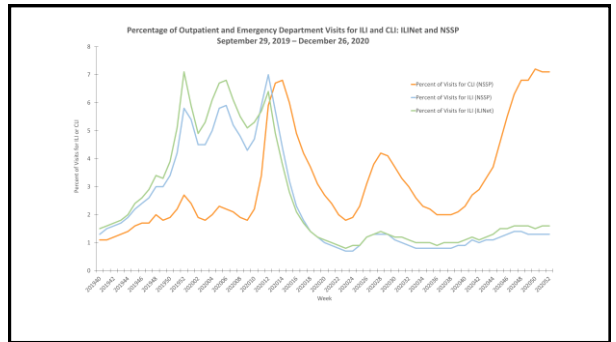
1



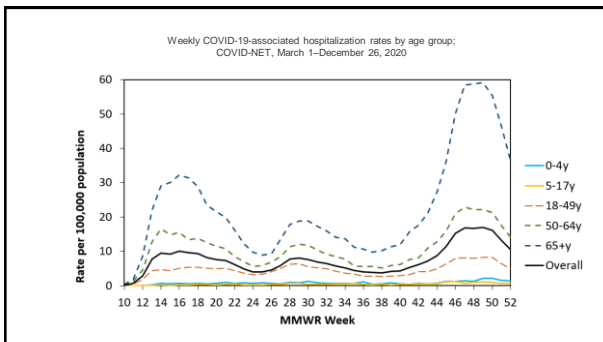
2



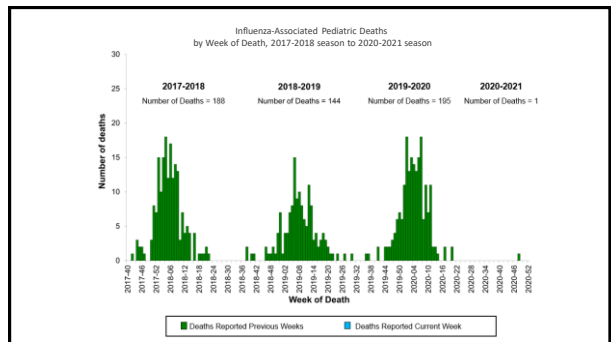
3



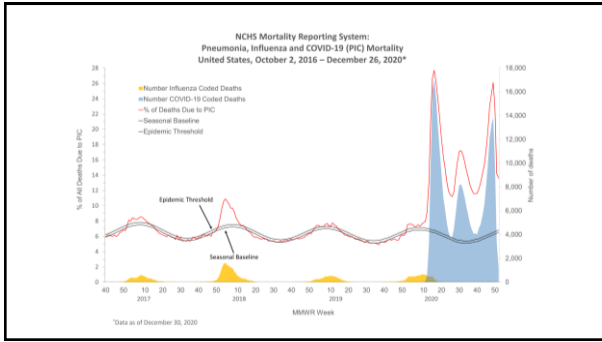
4



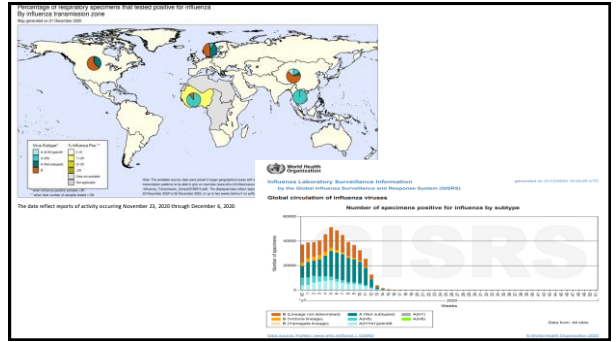
5



6



7



8

Summary

- Influenza activity remains lower than usual for this time of year in the United States and internationally.
 - It is impossible to know what will happen as the influenza season progresses.
 - It's a great time to get vaccinated.
- COVID-19 – national trends
 - Virus circulation and associated illnesses – began increasing in September, relatively stable during the most recent weeks.
 - Deaths due to PIC - increasing since the beginning of October.
 - Hospitalization rate – early December was the highest weekly rate since the start of the pandemic.
 - Deaths and hospitalizations are especially prone to changes with backlog; recent weeks expected to increase.
 - All indicators are higher than summer peak and many are higher than the spring peak.

9

Additional Information

- FluView
 - <https://www.cdc.gov/flu/weekly/index>
- FluView Interactive
 - <https://www.cdc.gov/flu/weekly/fluviewinteractive.htm>
- COVIDView
 - <https://www.cdc.gov/coronavirus/2019-ncov/covid-data/covidview/index.html>
- COVID-NET interactive
 - https://gis.cdc.gov/grasp/covidnet/COVID19_3.html
- NCHS provisional death counts for COVID
 - <https://www.cdc.gov/nchs/nvss/vsrr/covid19/index.htm>

10