

Influenza Vaccine Manufacturers' Panel Discussion

Litjen (L.J) Tan

Chief Policy and Partnerships Officer, Immunize.org

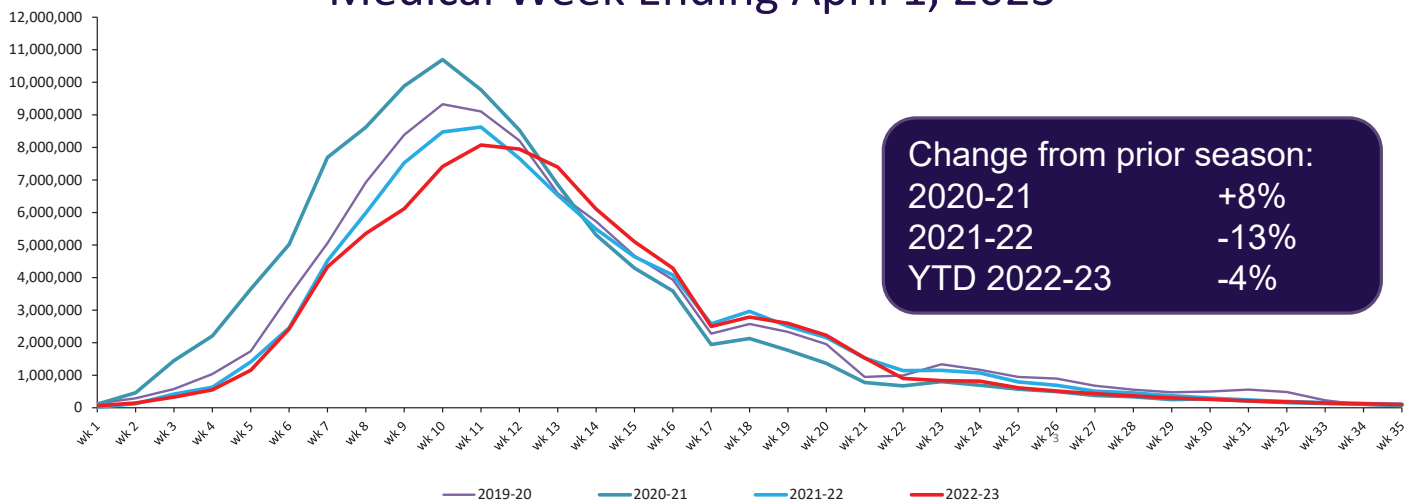
Co-Chair, NAIS

Estimated Supply for the 2023-2024 Season

- Influenza vaccine supply has not been a challenge for many years.
- All manufacturers have reported that they are on track for the season in terms of vaccine production and are not anticipating any challenges.
 - Vaccine is expected to be available as the FDA releases lots.
- **Total number of doses anticipated for the United States for 2023-2024 influenza season = >166.5 million doses**
- Last season, manufacturers brought >183 million doses to the market
 - 173 million doses distributed by March 4th, 2022

Historical Medical/Retail Claims by Week

Retail Week Ending March 31, 2023¹
 Medical Week Ending April 1, 2023¹

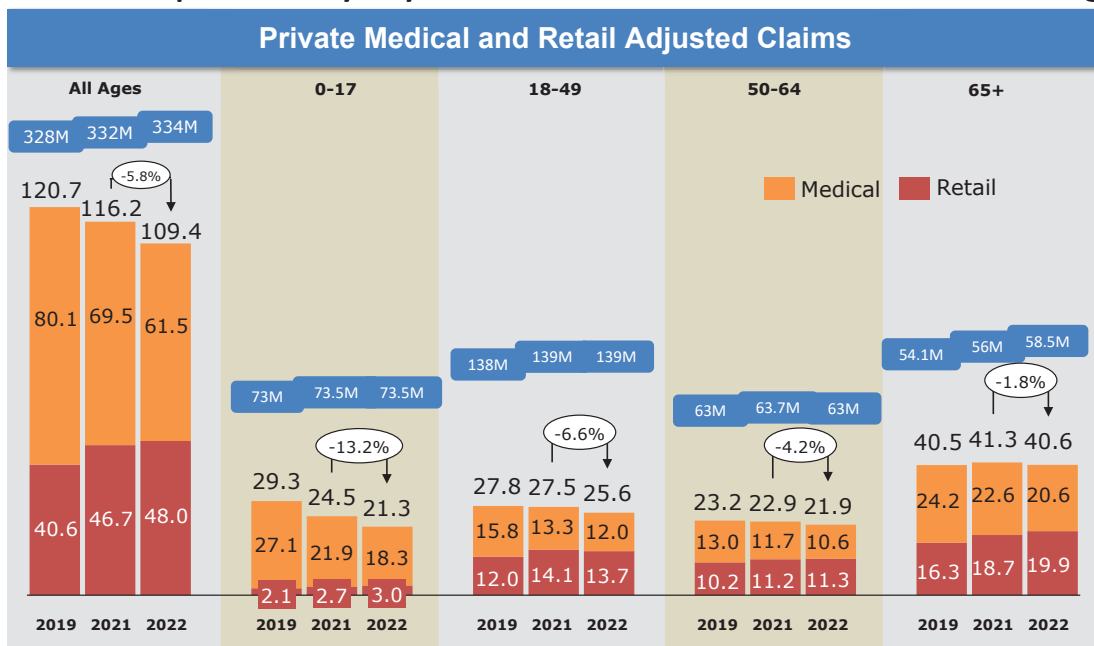


- Flu seasons run for 35 weeks Aug to Mar
- Week 1 represents: Aug 09, 2019; Aug 08, 2020; Aug 07, 2021; Aug 06, 2022

¹Data only reflects active Flu season, Season to Date (August – March); Medical claims are a week behind Retail claims therefore Retail claim week ending dates are adjusted to be consistent with Medical claims



Overall Flu Claims Showed 6% Decline in 2022 vs. 2021, driven primarily by Lower Immunizations in 0-17 Age Cohort



■ IQVIA claims:

- Represents 92% of the retail market and 65% of the medical market. But an adjustment has been made to show ~100%
- Does not capture CDC, hospital, VA, Military, FQHC, LTC and Cash

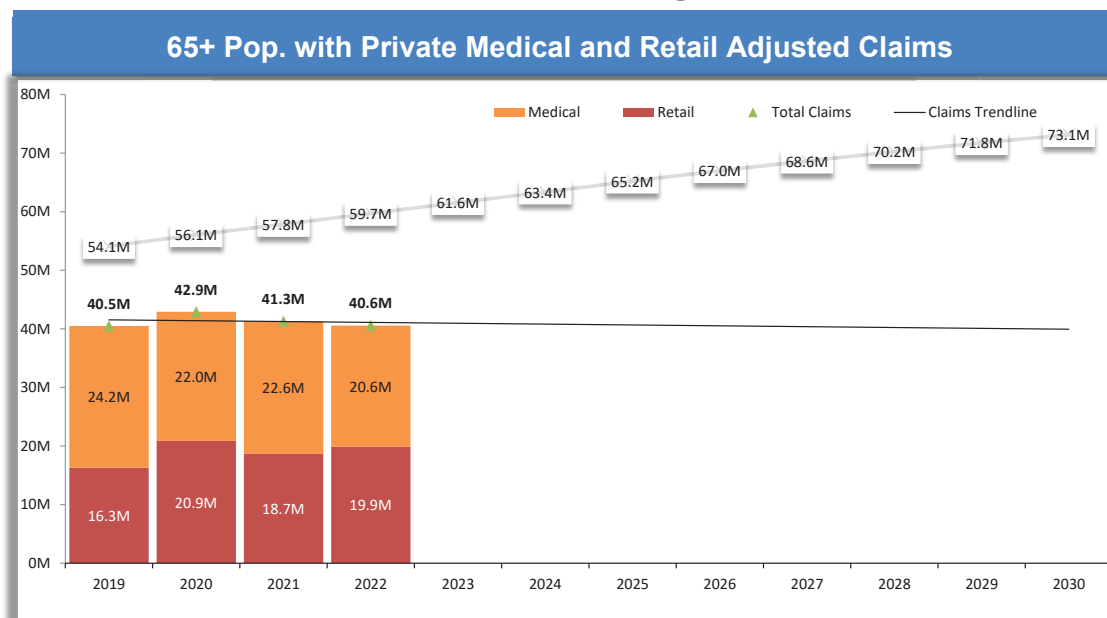
	Private Med	Public Med*	Retail
2019	50%	24%	26%
2021	45%	24%	30%
2022	42%	25%	33%

*Public Med includes CDC, VA and Military shipments. Assumptions made for competition



Data Sources: IQVIA Monitored Claims (2022 Claims as of 03/04)

65+ Population is growing each year, but overall immunizations remain the same resulting in lower actual VCR each year



- IQVIA claims:
 - Represents 92% of the retail market and 65% of the medical market. But an adjustment has been made to show ~100%
 - Does not capture CDC, hospital, VA, Military, FQHC, LTC and Cash

Data Sources: IQVIA Monitored Claims (2022 Claims as of 03/04)
Population Data: Census.gov (<https://www.census.gov/data/datasets/2017/demo/popproj/2017-popproj.html>)



Flu Discussion Topics

- What did we learn from last year (2022-23)?
- What do we foresee for this coming season (2023-24)?
- What can we do to positively impact this season (2023-24)?



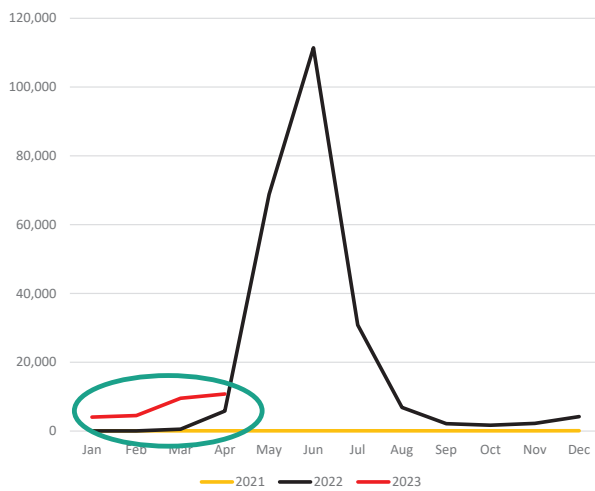
Extra Slides

7



Southern Hemisphere Is Experiencing An Early And Significant Rise In Influenza Cases This Season, Overwhelming Health System Capacity

Notifications of laboratory-confirmed influenza in Australia¹



- As of the end of April, there have been 28,845 reported cases of flu, representing a 347% increase over the prior season.
- As of March 8th, there had been 9,695 notifications of influenza this year – with more than 3000 of those cases in children under 14.
- Those aged five to nine were most likely to be hospitalized, making up 2,154 admissions per 100,000 members of the population, followed by children under five who made up 1,859.
- Flu-nearly disappeared during the pandemic in Australia. Now, cases are soaring!
- Similarly, New Zealand is bracing for an early and severe flu season with over 1,240 cases reported as of April 23rd.

8 Confidential

¹<https://www.immunisationcoalition.org.au/news-data/influenza-statistics/>

²Immunization Coalition: <https://nindss.health.gov.au/pbi-dashboard/>

³Flu-nearly-disappeared-during-the-pandemic-now-cases-are-soaring-in-Australia

⁴Medical Republic: Flu-spike-points-to-an-early-season

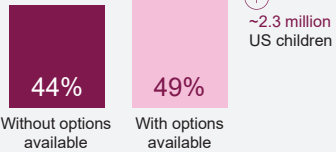
⁵New Zealand Herald

Vaccination Formulation/Administration Options May Increase Vaccination Coverage

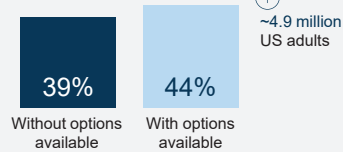
2041 adults and 4673 parents were surveyed to determine if offering different influenza vaccine formulations would have an impact in influenza vaccine uptake/acceptance

Percent among the unvaccinated likely to get vaccinated against influenza*

Children, age 2–17 years



Adults, age 18–49 years



When offered vaccination options:

- Parents were 5% more likely to vaccinate their children and
- Adults were 5% more likely to get vaccinated themselves

Among the unvaccinated, optionality significantly increases the likelihood to vaccinate against influenza

*Anticipated likelihood projected based on Clancy-scale calibrated response among those not already vaccinated (mean).

9 IPSOS. Expanding Flu Vaccine Access. <https://www.ipsos.com/en-us/news-polls/expanding-flu-vaccine>. Accessed February 14, 2023.