

Immunization Program Perspective

Michelle Fiscus, MD FAAP
Chief Medical Officer

NAIIS
May 21, 2026



Michelle D.
Fiscus, MD
FAAP

About AIM

- The Association of Immunization Managers (AIM) is a nonpartisan, nonprofit membership association representing the 66 federally-funded immunization programs (IPs)
- AIM's members represent all 50 states, 8 major cities, and 8 territories/freely associated states

Vision:

A nation free of vaccine-preventable diseases across the lifespan

Mission:

To support immunization program managers in implementing effective and equitable immunization policies, programs, and practices at the state, local, and territorial levels.

“Normal” Immunization Program Activities

- Vaccines for Children (VFC) Program
- Program quality improvement activities
- Influenza and Adult Immunization Programs
- Monitoring and reporting of vaccine coverage and cases of vaccine preventable diseases
- Annual workplans and budgets for their jurisdiction
- Immunization education, promotion, and communication
- Combating vaccine misinformation
- Outbreak response
- Managing their jurisdiction’s immunization information system (IIS)



CHALLENGES

There is No “Normal”

Everyday work of administering/improving the program is pushed aside by:

- Outbreak response and mitigation
 - Tracking and epidemiology; emergency vaccination; post-exposure prophylaxis
- Legislative challenges
 - Bill analyses; responses to legislator inquiries; hearings and testimonies
- Communication challenges
 - Issuing public health advisories; communicating policy changes; sometimes prohibited from communicating
- Response to the news cycle
 - Responses to media inquiries; updating leadership, clinicians, and local public health
- Federal challenges
 - Lack of a national voice; conflicting messages; tracking impact of policy changes; funding changes



Association of Immunization Managers | 5



Doing Less with Less

- Rescission of COVID-19 funding (>\$1.1B across the jurisdictions and 579 staff lost)
- 34 jurisdictions have less funding than in 2019 BUT
 - Overall Section 317 Immunization Program Congressional appropriation increasing by \$75 million
- Flat funding is less funding
- No expansion of coverage for adults

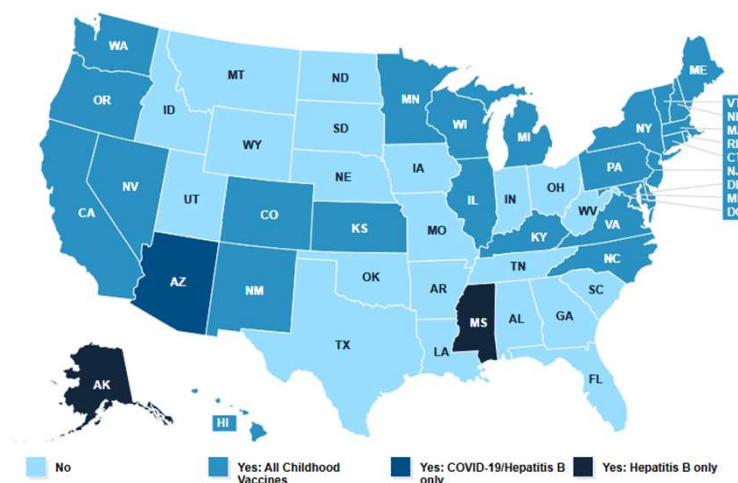


Association of Immunization Managers | 7

Policy Patchwork

Reliance on Sources Other Than CDC/ACIP for State Childhood Vaccine Recommendations

Timeframe: As of May 4, 2026



<https://www.kff.org/other-health/state-indicator/reliance-on-sources-other-than-cdc-acip-for-state-childhood-vaccine-recommendations/?activeTab=map¤tTimeframe=0&selectedDistributions=relies-on-a-source-other-than-cdcacip-for-recommended-childhood-vaccines&sortModel=%7B%22colId%22:%22Location%22,%22sort%22:%22asc%22%7D>

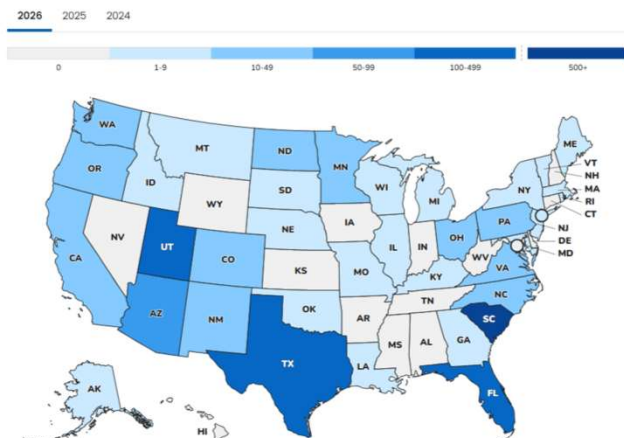
Association of Immunization Managers | 8

Outbreak Response

Just one case of a vaccine preventable disease can greatly impact everyday operations

Map of measles cases among U.S. residents

as of April 30, 2026



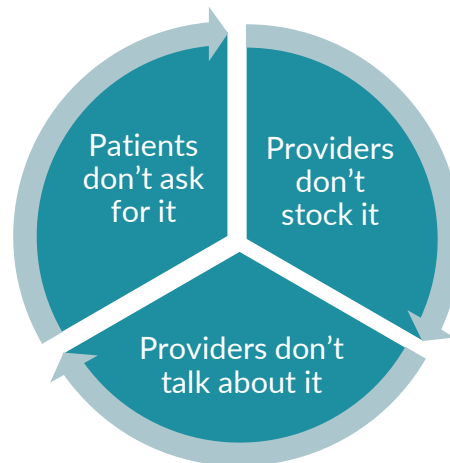
- Public and provider awareness/education
- Contact tracing
- Isolation and quarantine
- Post-exposure prophylaxis
- Immunoglobulin for immunocompromised or those too young to be vaccinated

<https://www.cdc.gov/measles/data-research/index.html>

Association of Immunization Managers | 9

Threats to Access

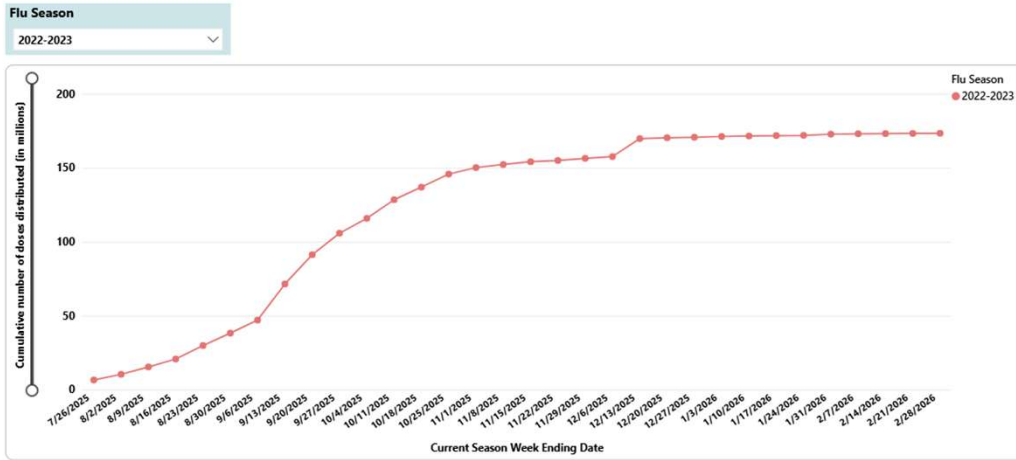
- Without a universal vaccine recommendation:
 - “Someone else will do it”
 - Liability concerns
 - Limited safety net
- Decreasing vaccine demand
- Limits on pharmacy scope of practice



Association of Immunization Managers | 10

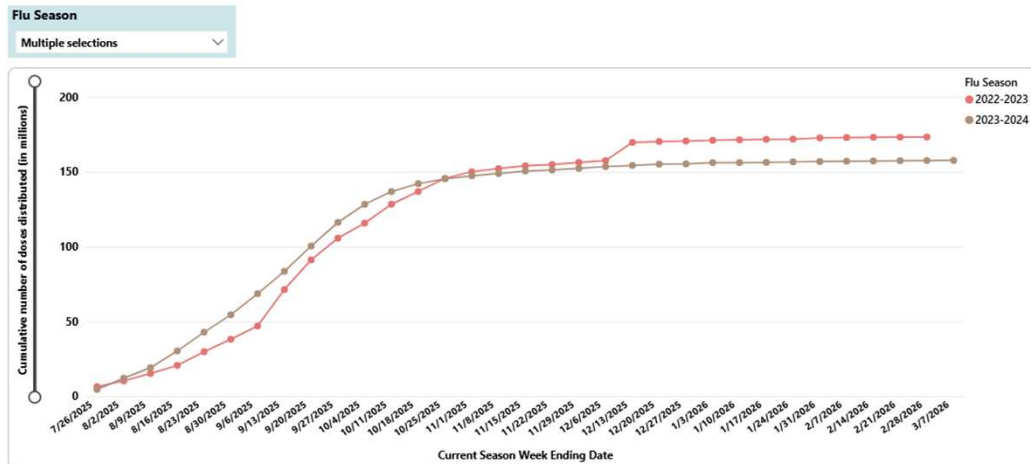
Decreasing Vaccination Rates

Figure 1. Weekly Cumulative Doses (in Millions) of Influenza Vaccines Distributed by Season, United States
 Data Source: CDC



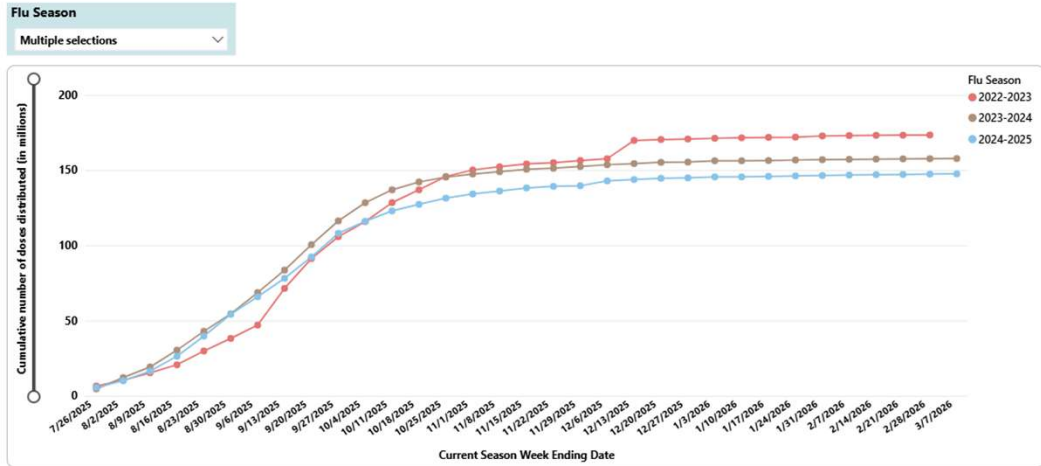
Decreasing Vaccination Rates

Figure 1. Weekly Cumulative Doses (in Millions) of Influenza Vaccines Distributed by Season, United States
 Data Source: CDC



Decreasing Vaccination Rates

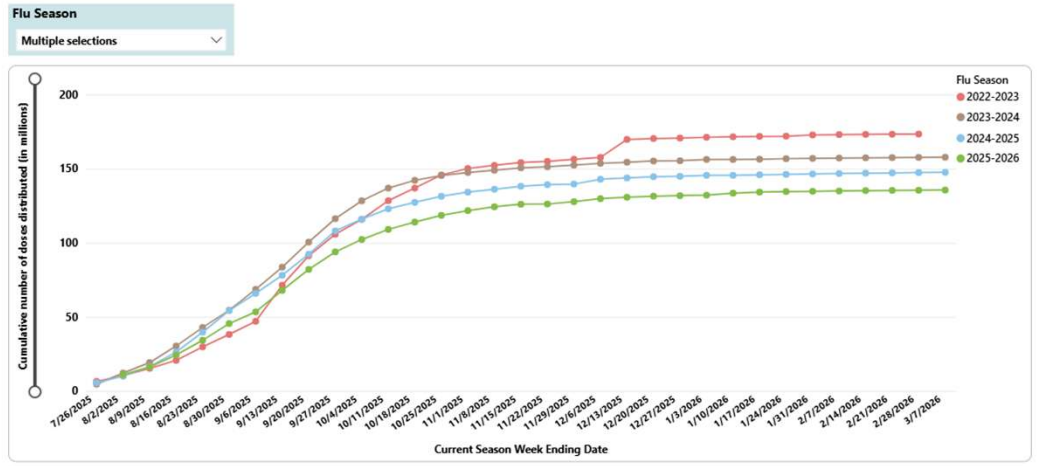
Figure 1. Weekly Cumulative Doses (in Millions) of Influenza Vaccines Distributed by Season, United States
 Data Source: CDC



Association of Immunization Managers | 13

Decreasing Vaccination Rates


Figure 1. Weekly Cumulative Doses (in Millions) of Influenza Vaccines Distributed by Season, United States
 Data Source: CDC



Association of Immunization Managers | 14

Inadequate Safety Net

- Limited funding for vaccine purchase for adults
- Increasing vaccine prices
- Loss of funding to support work with community-based organizations and mobile vaccination efforts
- Loss of local health department staff



**NEVER
DAUNTED**



**START WHERE
YOU ARE.**

**USE WHAT
YOU HAVE.**

**DO WHAT
YOU CAN.**

- ARTHUR ASHE

Association of Immunization Managers | 17

MF1

Program Priorities

Member Priorities

TOP 3 IMMUNIZATION PROGRAM PRIORITIES IN 2026



Use data to inform
decision making



Identify and address low
routine vaccination
coverage rates for
children



Improve vaccine access

AIM members' top priorities point to a clear need for timely, actionable data to understand where pediatric coverage is declining and how to improve access.

Slide 18

MF1 Happy note on vaccine coverage and possibility for a future national VFA program

Michelle Fiscus, 2026-02-25T17:51:27.665

Thank you!

Michelle Fiscus, MD FAAP
mfiscus@immunizationmanagers.org

