

 NATIONAL COUNCIL of
URBAN INDIAN HEALTH

The 2022 Influenza Vaccination Landscape & Urban AI/AN Communities


5/23/22 ncuih.org 1

1

 NATIONAL COUNCIL of
URBAN INDIAN HEALTH



Andrew Kalweit, MPH
*Director of Research and
Public Health Programs*
Akalweit@ncuih.org



Tiffani Stark, MHA
*Public Health Program
Manager*
Tstark@ncuih.org

5/23/22 ncuih.org 2

2

 NATIONAL COUNCIL of URBAN INDIAN HEALTH

ABOUT

NCUIH

NATIONAL COUNCIL of URBAN INDIAN HEALTH

The National Council of Urban Indian Health (NCUIH) is the national non-profit organization devoted to the support and development of quality, accessible, and culturally-competent health and public health services for American Indians and Alaska Natives (AI/ANs) living in urban areas.

NCUIH is the only national representative of the 41 Title V Urban Indian Organizations (UIOs) under the Indian Health Service (IHS) in the Indian Health Care Improvement Act (IHCA). NCUIH strives to improve the health of the over 70% of the AI/AN population that lives in urban areas, supported by quality health care centers.

5/23/22 ncuih.org 3

3

 NATIONAL COUNCIL of URBAN INDIAN HEALTH

Indian Health System

Indian Health Service
Federally Run Facilities

Tribal
Contract or Compact Facilities

Urban Indian Organizations
IHS Funded Native Health Nonprofits

5/23/22 ncuih.org 4

4

NATIONAL COUNCIL of URBAN INDIAN HEALTH

UIO Locations by IHS Region

- CALIFORNIA**
 - American Indian Health & Services, Santa Barbara, CA
 - Bakersfield American Indian Health, Bakersfield, CA
 - Fresno American Indian Health Project, Fresno, CA
 - Friendship House Association of American Indians, San Francisco, CA
 - Indian Health Center of Santa Clara Valley, San Jose, CA
 - Native American Health Center, Okland, CA
 - Sacramento Native American Health Center, Sacramento, CA
 - San Diego American Indian Health Center, San Diego, CA
 - Native Directions, Inc./Three Rivers Indian Lodge, Manteca, CA
 - United American Indian Involvement, Inc., Los Angeles, CA
- PORTLAND**
 - NARA of the Northwest, Portland, OR
 - The NATIVE Project, Spokane, WA
 - Seattle Indian Health Board, Seattle, WA
- PHOENIX**
 - Native Health Center, Phoenix, AZ
 - Urban Indian Center of Salt Lake City, Salt Lake City, UT
 - Nevada Urban Indians, Inc., Reno, NV
 - Native American Connections, Phoenix, AZ
- NAVAJO**
 - Native Americans for Community Action, Flagstaff, AZ
- TUCSON**
 - Tucson Indian Center, Tucson, AZ
- BILLINGS**
 - Helena Indian Alliance - Leo Pocho Clinic, Helena, MT
 - Indian Family Health Clinic, Great Falls, MT
 - North American Indian Alliance, Butte, MT
 - Missoula Urban Indian Health Center, Missoula, MT
 - Native American Development Corporation, Billings, MT
- ALBUQUERQUE**
 - First Nations Community Healthsource, Albuquerque, NM
 - Denver Indian Health & Family Services, Denver, CO
- OKLAHOMA CITY**
 - Hunter Health Clinic, Wichita, KS
 - Indian Health Care Resource Center, Tulsa, OK
 - Oklahoma City Indian Clinic, Oklahoma City, OK
 - Urban Inter-Tribal Center of Texas, Dallas, TX
 - Kansas City Indian Center, Kansas City, MO
- GREAT PLAINS**
 - Nebraska Urban Indian Health Coalition, Omaha, NE
 - South Dakota Urban Indian Health, Inc., Sioux Falls, SD
- BEMIDJI**
 - American Indian Council on Alcoholism, Inc., Greenfield, WI
 - American Indian Health & Family Services S.E., Michigan, Detroit, MI
 - Gerald L. Ignace Indian Health Center, Milwaukee, WI
 - Indian Health Board of Minneapolis, Minneapolis, MN
 - American Indian Health Services of Chicago, Chicago, IL
 - Juel Fairbanks Chemical Dependency Services, St. Paul, MN
- NASHVILLE**
 - New York Indian Council, Long Island City, NY
 - Native American Lifelines of Baltimore, Baltimore, MD
 - Native American Lifelines of Boston, West Roxbury, MA

5/23/22 ncuih.org 5

5

NATIONAL COUNCIL of URBAN INDIAN HEALTH


Federal Relations

Technical Assistance Research Center (TARC)

Congressional Relations

5/23/22 ncuih.org 6

6




Looking Back to 2009...

- H1N1 death rate:
 - Disparities in transmission, hospitalization, and death.
 - Rate Ratio of AI/AN to non-AI/AN deaths – **4.0** (2.9-5.6) ^[1]
 - Risk Factors:
 - Smoking, crowded housing, pre-existing chronic disparities (Asthma, Diabetes, CVD, etc), early access to care, healthcare barriers (transportation, etc). ^[2]
 - access to vaccines***
- Under-vaccination in Medicaid Population:
 - “12.3% Medicaid enrollees in the sample were vaccinated for H1N1 in 2009–2010. Race-specific vaccination rates ranged from **8.1% in American Indian/Alaska Native (AI/AN)** to 19.8% in Asian/Pacific Islander Medicaid enrollees....” ^[3]

5/23/22 ncuih.org 7

7



Yearly Influenza Vaccination Disparities Persist....

- American Indian/Alaska Native adults aged 18 years and **over were 20 percent less likely as their non-Hispanic white counterparts to have received the influenza (flu) shot in 2020.** [4]
 - Pretty Stable year to year.
 - ~ 10% less likely if over 65yr
 - ~ 20% more likely to have asthma
- **Access:**
 - Transportation
 - Frequency of Care
 - Limits of Care received at UIOs
 - Trust

5/23/22 ncuih.org 8

8

NATIONAL COUNCIL of URBAN INDIAN HEALTH

COVID-19: Community Strengths exist alongside disparities...

- “Compared to white children, American Indian/Alaska Native children **were 4.5 times more likely to lose a parent or grandparent caregiver...**” [5]

Rate Ratio of AI/AN people compared to White (non-Hispanic) [6]

Category	Rate Ratio
Death	2.1
Hospitalizations	3.1
Cases	1.6

5/23/22 ncuih.org 9

9

NATIONAL COUNCIL of URBAN INDIAN HEALTH

Community Strengths exist alongside disparities [7]...

Percent of People Receiving COVID-19 Vaccine by Race/Ethnicity and Date Administered, United States

December 14, 2020 – May 16, 2022

	AI/AN, NH	Asian, NH	Black, NH	Hispanic/Latino	Multiracial, NH	NHOPI, NH	White, NH
At Least One Dose	72.5%	67.9%	48.1%	62.7%	52.6%	66.6%	53.7%
Fully Vaccinated	60.4%	61.5%	42.2%	53.6%	52.7%	60.2%	48.9%

At Least One Dose

Race/Ethnicity Unknown: 65.2M (25.3%)

Race/Ethnicity Known: 192.6M (74.7%)


Fully Vaccinated

Race/Ethnicity Unknown: 48.5M (22.0%)



Race/Ethnicity Known: 172.2M (78.0%)

5/23/22 ncuih.org 10

10


 NATIONAL COUNCIL of URBAN INDIAN HEALTH

#BeAGoodRelative Campaign – Bridging COVID-19 and Influenza Vaccination (and beyond)






5/23/22 ncuih.org 11

11


 NATIONAL COUNCIL of URBAN INDIAN HEALTH

Addressing COVID-19 and Influenza vaccination through an adaptive campaign...




5/23/22 ncuih.org 12

12




NATIONAL COUNCIL of
URBAN INDIAN HEALTH

Data informed outreach...



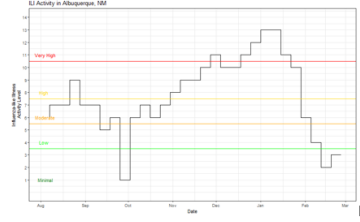
NCUIH @NCUIH_Official - Feb 7
Influenza activity has been on the rise in the New York, New Jersey, and Pennsylvania areas since December 2021!
[#BeAGoodRelative](#) and visit an Urban Indian Organization to get connected with an influenza vaccine: buff.ly/3AQdOEt [#NativeHealth](#)



4. Influenza Activity, Influenza Vaccination, and other Adult Vaccinations

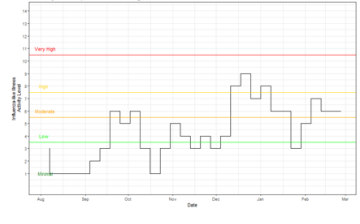
After months of increasing flu activity, reported flu activity started to decrease nationwide. This was most clearly seen in the Albuquerque service area, which reported low activity level for the first time since August.

Figure 10: Influenza-like illness activity level in the Albuquerque service area.




Now Minneapolis is the only area with elevated influenza like activity level.

Figure 11: Influenza-like illness activity level in the Minneapolis service area.



5/23/22
ncuih.org
13


13




NATIONAL COUNCIL of
URBAN INDIAN HEALTH

Vaccine Promotion Videos


Relative, are you still unvaccinated for the flu and other emerging health threats?




Vaccines are a huge help



Disinformation and misinformation is everywhere these days.




Headed off to college?



Video 4 - Young Adults Final

5/23/22
ncuih.org
14

14



NATIONAL COUNCIL of
URBAN INDIAN HEALTH

Spring 2021 – Spring 2022

- Mass COVID-19 vaccination partnership clinic in Spring 2021
- Monthly RAVEN report – use of data to track COVID pandemic and the Flu in Urban Areas
 - Supported Social Media campaigns and materials
- July 2021 - Virtual Dialogue on Vaccination
- Fall 2021 - Three Community of Learning vaccination sessions
 - COVID-19 Vaccination
 - Influenza Vaccination
 - COVID-19 Myths vs Facts Infographic
- Four Vaccine Promotion Videos with Next Day Animations

Spring 2022 – Spring 2023

- Listening Session at start of flu season
- Facilitating peer-to-peer training through a Community of Learning (COL)
- Create infographics to pass out to urban AI/AN providers for patient care rooms and interactions
 - Posters
 - one-page hand-outs for staff outreach and patient education
- Develop strategies and resources for health care organizations
 - infographics,
 - education on disparities,
 - Posts on strategies, vaccine programs, etc.

5/23/22 ncuih.org 15

15



NATIONAL COUNCIL of
URBAN INDIAN HEALTH

Citations

1. CDC. [Deaths related to 2009 pandemic influenza A \(P-\) among American Indian/Alaska Natives – 12 states, 2009](#). Morbidity and Mortality Weekly Report 2009; 58: 1341–1344
2. HENNESSY, T., BRÜDEN, D., CASTRODALE, L., KOMATSU, K., ERHART, L., THOMPSON, D., . . . LANDEN, M. (2016). [A case-control study of risk factors for death from 2009 pandemic influenza A\(H1N1\): Is American Indian racial status an independent risk factor?](#) Epidemiology and Infection, 144(2), 315–324. doi:10.1017/S0950268815001211
3. Li, C., Douglas, M., Zahidi, R., Josiah Willock, R., Caplan, L., Baltrus, P., Gillis, E., Mack, D., & Gaglioti, A. (2021). Racial and ethnic disparities in H1N1 vaccine uptake in Medicaid: Lessons learned for a COVID-19 vaccine rollout. Preventive medicine reports, 24, 101588. <https://doi.org/10.1016/j.pmedr.2021.101588>
4. Immunizations and American Indians/Alaska Natives.” The Office of Minority Health. OMH | HHS. Accessed May 16, 2022. <https://minorityhealth.hhs.gov/omh/browse.aspx?lvl=4&lvlid=37>.
5. Susan D. Hillis, Alexandra Blenkinsop, Andrés Villaveces, Francis B. Annor, Leandris Liburd, Greta M. Massetti, Zewditu Demissie, James A. Mercy, Charles A. Nelson III, Lucie Cluver, Seth Flaxman, Lorraine Sherr, Christl A. Donnelly, Oliver Ratmann, H. Juliette T. Unwin; COVID-19–Associated Orphanhood and Caregiver Death in the United States. Pediatrics December 2021; 148 (6): e2021053760. 10.1542/peds.2021-053760: From NIH: <https://www.nih.gov/news-events/news-releases/more-140000-us-children-lost-primary-or-secondary-caregiver-due-covid-19-pandemic>
6. “Risk for COVID-19 Infection, Hospitalization, and Death by Race/Ethnicity.” Centers for Disease Control and Prevention. Centers for Disease Control and Prevention. Accessed May 16, 2022. <https://www.cdc.gov/coronavirus/2019-ncov/covid-data/investigations-discovery/hospitalization-death-by-race-ethnicity.html>.
7. “CDC Covid Data Tracker.” Centers for Disease Control and Prevention. Centers for Disease Control and Prevention. Accessed May 16, 2022. <https://covid.cdc.gov/covid-data-tracker/#vaccination-demographics-trends->; Foxworth, Raymond, Nicole Redvers, Marcos A. Moreno, Victor A. Lopez-Carmen, Gabriel R. Sanchez, and James M. Shultz. “[COVID-19 Vaccination in American Indians and Alaska Natives — Lessons from Effective Community Responses](#),” *New England Journal of Medicine* 385, no. 26 (2021): 2403–6. <https://doi.org/10.1056/nejmp2113296>.

5/23/22 ncuih.org 16

16



A teal-colored graphic with a subtle geometric pattern. In the top left corner is the NCUIH logo, which includes a globe icon and the text "NATIONAL COUNCIL of URBAN INDIAN HEALTH". Centered in the upper half is the URL <https://ncuih.org/vaccine/> in a light green font. Below the URL is the large, bold "NCUIH" logo, where the "NC" is white and the "UIH" is yellow. Underneath the logo is the text "NATIONAL COUNCIL of URBAN INDIAN HEALTH" in a smaller, white font. At the bottom center, there are five social media icons: Facebook, Instagram, Twitter, YouTube, and LinkedIn. In the bottom left corner, the date "5/23/22" is displayed. In the bottom center, the website "ncuih.org" is shown. In the bottom right corner, the number "17" is present.